



**POPULAS**  
furniture by AD·AS

## INFINITY SERIES

### Motorized, height adjustable table

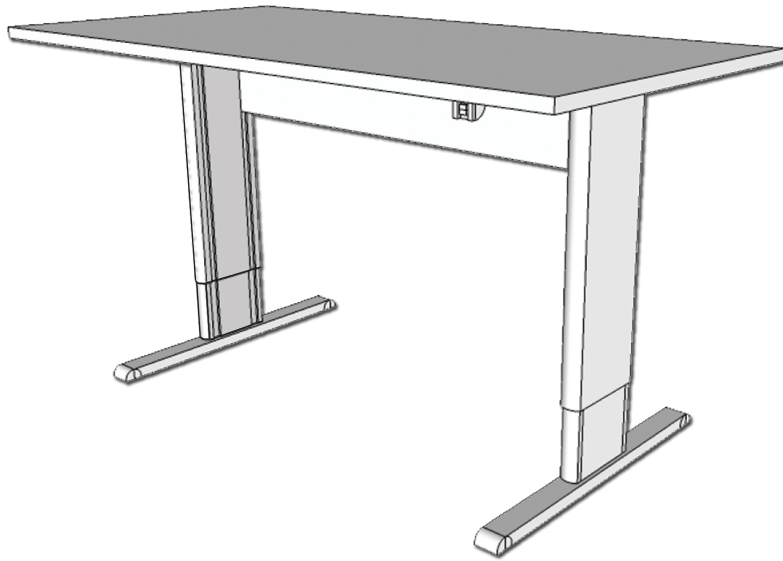
Sit-to-stand workstations and desks bring the desirable convenience of powered adjustment to everyone.

**FEATURES:**

- Single surface table with vertical height adjustment for individual positioning or multiple user environments
- Push-button motorized adjustment throughout the specified range
- Push-button controls can be mounted on either side of table
- Durable laminate top or real wood veneer

**TECHNICAL DATA:**

- See chart for standard dimensions
- Custom workstation top sizes and finishes available
- Vertical adjustment range 27" - 39"
- System operates on standard 110V, electric motor UL listed
- Extruded aluminum telescoping legs
- Base finish Graphite Silver
- Load capacity 500 lbs



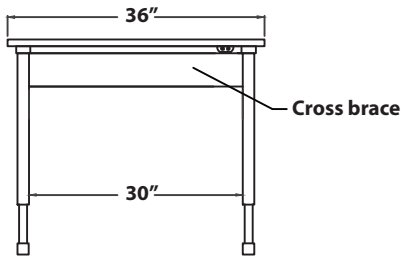
MODEL	DIMENSION	ADJUSTMENT RANGE	START/END HEIGHT	LEG SPAN
IN 3624	36" X 24"	12"	27", 39"	30"
IN 3630	36" X 30"	12"	27", 39"	30"
IN 4824	48" X 24"	12"	27", 39"	32"
IN 4830	48" X 30"	12"	27", 39"	32"
IN 4836	48" X 36"	12"	27", 39"	32"
IN 6024	60" X 24"	12"	27", 39"	44"
IN 6030	60" X 30"	12"	27", 39"	44"
IN 6036	60" X 36"	12"	27", 39"	44"
IN 7224	72" X 24"	12"	27", 39"	52"
IN 7230	72" X 30"	12"	27", 39"	52"



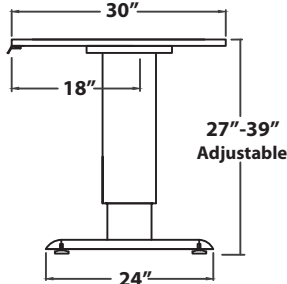
**POPULAS**  
furniture by AD·AS

**INFINITY SERIES**  
Dimension page

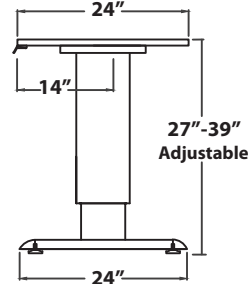
IN 3630 and IN 3624



Front View

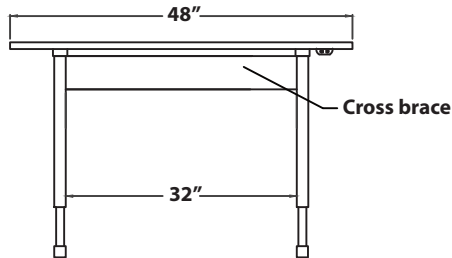


Side View

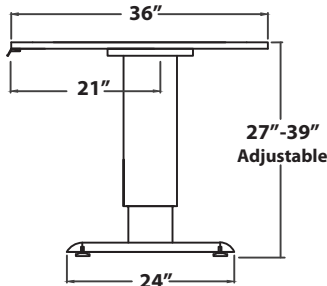


Side View

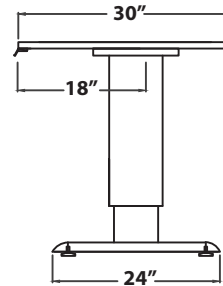
IN 4836, IN 4830, and IN 4824



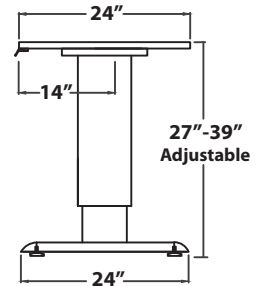
Front View



Side View

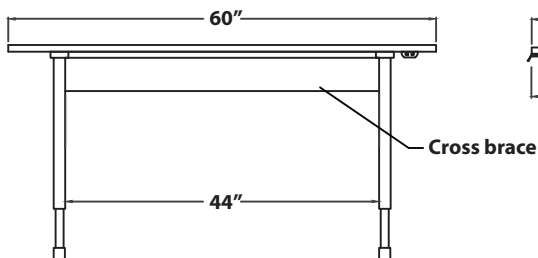


Side View

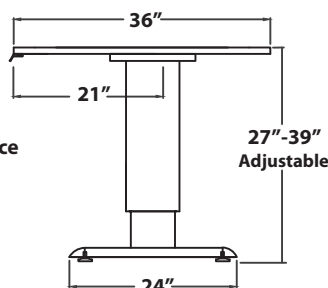


Side View

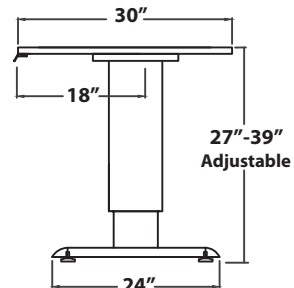
IN 6036, IN 6030 and IN 6024



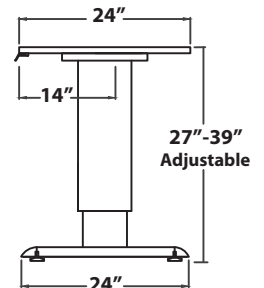
Front View



Side View

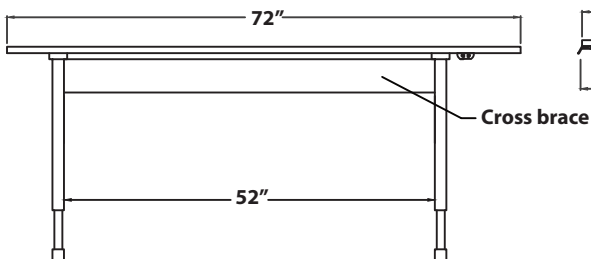


Side View

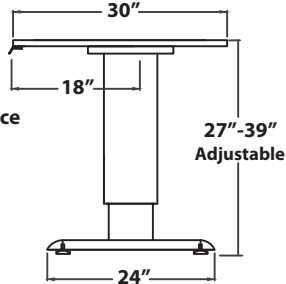


Side View

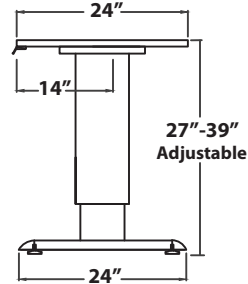
IN 7230 and IN 7224



Front View



Side View



Side View