

# PROSERIES MODELS NOW IN 3 SIZES!

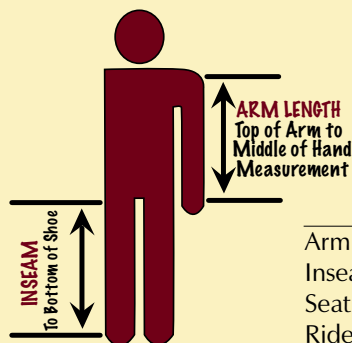
The AmTryke ProSeries Models were developed in response to requests from therapists for a traditional tricycle for riders with special needs. The ProSeries is available in 3 sizes to meet the abilities and sizes of a wide range of riders.

- AmTryke ProSeries Model 1412
- AmTryke ProSeries Model 1416
- AmTryke ProSeries Model 1420

*“Our daughter Haley has never had the freedom of travel that she experiences when riding her AmTryke. Walking has always been a struggle, especially for any length of distance. With her tricycle, Haley can now zoom ahead of me while I am walking and it is a great ego boost for her. The tricycle has also helped build her logic skills when figuring out the three point turn. Thank you so much for giving her a new freedom and a great way to build her muscles!”*

*- The Joyce family in Colorado*

## Sizing Information



### ProSeries-1412

	Range
Arm Length	14-22 inches
Inseam	16-24 inches
Seat to floor	18-24 inches
Rider's Height	36-42 inches

## AmTryke ProSeries Model 1412

#50-1412

This tricycle is designed for children ages 4 through 10 and is built on 12-inch pneumatic wheels. It has four different seat post positions and can be adapted to meet the needs of a wide range of riders. Maximum weight is 125 lbs. Assembly required.



### Standard Features

- Positive drive action means foot crank is constantly in motion for full therapeutic effect.
- Steering lock pin for three graduated steering positions: straight, 20 degrees left/right, free steering.
- Self-righting pedals with heel and instep hook and loop straps.
- Black poly hook/loop chest and lap straps.
- Four-way adjustable seating.
- Side pull-caliber brake with built-in lock for easy transfer of rider.
- Locking cam levers for easy adjustments.
- Saddle seat with plastic seat back
- Steel wire basket and safety helmet included.

*Adaptations: Bucket Seat, Pedal Blocks, Foot Cups, Full Padded Seat Back, H-Harness, 1400 Seatback Set, Head Rest, Lumbar Pad, Knee Separator, Wrist Wrap, Knee Positioning Strap, 1/2 Expanding Pedal, Wrist Brace Holding Mitt.*

## AmTryke ProSeries Model 1416

#50-1416

This tricycle is designed for riders ages 6 to 12 and is built on 16-inch pneumatic wheels. This tryke provides full support to riders with low tone, trunk support, etc. It can be adapted to meet the needs of a wide range of riders, as it has three foot crank positions and four seat post positions. It comes fully loaded with many accessories including a padded seat back, lateral supports, helmet and expanding pedals. Maximum weight is 175 lbs. Assembly required.



Expanding Pedal



Seat back and lateral supports adjust to fit torso



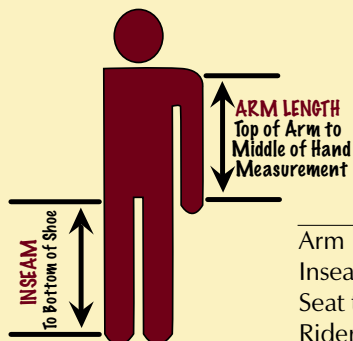
### Standard Features

- 1400 seat back set (padded back rest and two lateral supports)
- Three different foot crank positions
- Four seat post positions to accommodate various rider sizes
- Positive drive action means foot crank is constantly in motion for full therapeutic effect.
- Lap hook and loop strap
- Adjustable chest strap
- Adjustable-length expanding pedals with hook and loop heel and instep straps
- Adjustable handle bars
- Foot support levelers
- Side pull-caliber brake with built-in lock for easy transfer of rider.
- Locking cam levers for easy adjustments.
- Detachable front frame for easy storage and transport
- Steel wire basket and safety helmet included
- Steering lock pin for three graduated steering positions: straight, 20-degrees left/right, free steering
- Expanding pedals

*Adaptations: Bench Seat, Bucket Seat, Foot Cups, Head Rest, Lumbar Pad, Knee Separator, Knee Positioning Strap, Wrist Wraps, Pedal Blocks, Full Padded Seat Back, H-Harness, Wrist Brace Holding Mitt*

ProSeries Models

### Sizing Information



#### ProSeries-1416

	Range
Arm Length	16-24 inches
Inseam	18-26 inches
Seat to floor	23-27 inches
Rider's Height	41-60 inches



Shown with Bucket Seat

# Amtryke ProSeries Model 1420

#50-1420

This tricycle is designed for riders ages 10 and older and is built on 20-inch pneumatic wheels. This tricycle provides full support to riders with low tone, trunk support, etc. It offers four different seat post positions and can be adapted to meet the needs of a wide range of riders. Maximum weight is 250 lbs. Assembly required.



Chain Tensioner



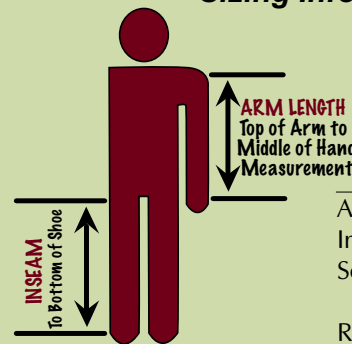
Telescoping Handlebars

### Standard Features

- 1400 seat back set (padded back rest and two lateral supports)
- Three different foot crank positions
- Four seat post positions to accommodate various rider sizes
- Positive drive action means foot crank is constantly in motion for full therapeutic effect.
- Lap hook and loop strap
- Adjustable chest strap
- Adjustable-length expanding pedals with hook and loop heel and instep straps
- Adjustable handle bars
- Foot support levelers
- Side pull-caliber brake with built-in lock for easy transfer of rider.
- Locking cam levers for easy adjustments.
- Detachable front frame for easy storage and transport
- Steel wire basket and safety helmet included
- Steering lock pin for three graduated steering positions: straight, 20-degrees left/right, free steering
- Expanding pedals

*Adaptations: Bench Seat, Bucket Seat, Foot Cups, Head Rest, Lumbar Pad, Knee Separator, Knee Positioning Strap, Wrist Wraps, Pedal Blocks, Full Padded Seat Back, H-Harness, Wrist Brace Holding Mitt*

### Sizing Information



#### ProSeries-1420

	Range
Arm Length	18-26 inches
Inseam	20-28 inches
Seat to floor	26 inches and greater
Rider's Height	55 inches and greater