



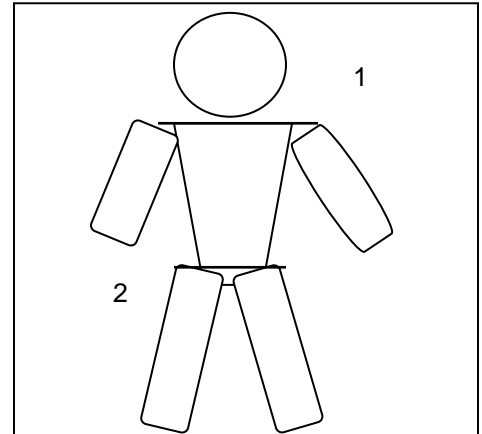
PO Box 369  
Selah WA 98942  
Toll Free 800-278-9626  
Fax 509-453-8326

## Measurement Chart

Passenger's Name: \_\_\_\_\_ Male or Female: \_\_\_\_\_  
Date of Birth: \_\_\_\_\_ Age: \_\_\_\_\_  
Height: \_\_\_\_\_ Weight: \_\_\_\_\_

### Measurements:

1. Shoulder Width: \_\_\_\_\_
2. Hip Width: \_\_\_\_\_
3. Seat To Top Of Head: \_\_\_\_\_
4. Seat To Shoulder: \_\_\_\_\_
5. Seat To Inside Of Knee: \_\_\_\_\_
6. Lower Leg: \_\_\_\_\_



### Axiom Size 1.5 Mobility Push Chair

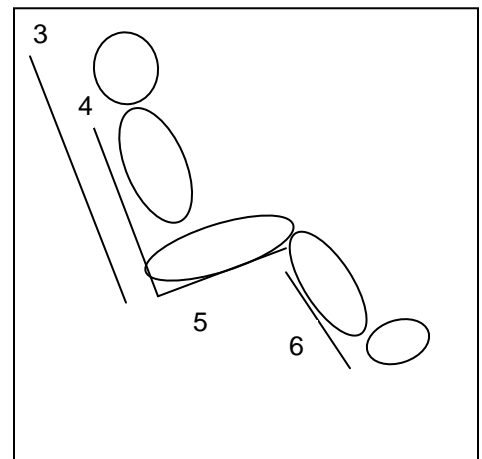
- Weight Capacity 100 lbs
- Stroller Weighs 30 lbs
- Seat Width 15", Depth 12", Back Height 28"
- Lower leg Adjustable 13" to 20"

### Axiom Size II Mobility

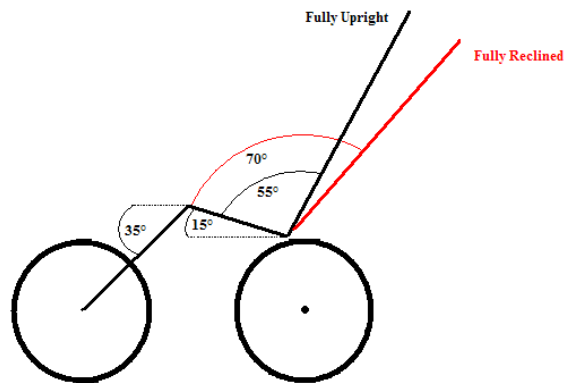
- Weight Capacity 150 lbs
- Stroller Weighs 37 lbs
- Seat width 15 1/2", Depth 15", Back height 28 1/2"
- Lower leg adjustable up to 24"

### Axiom Size III Mobility

- Weight Capacity 200 lbs
- Stroller Weighs 38 lbs
- Seat width 18", Depth 15",
- Back height 31"
- Lower leg adjustable up to 24"



### Seat Angles



At Adaptive Star we believe in Going Out & Making A Difference, we hope you will join us on our journey.