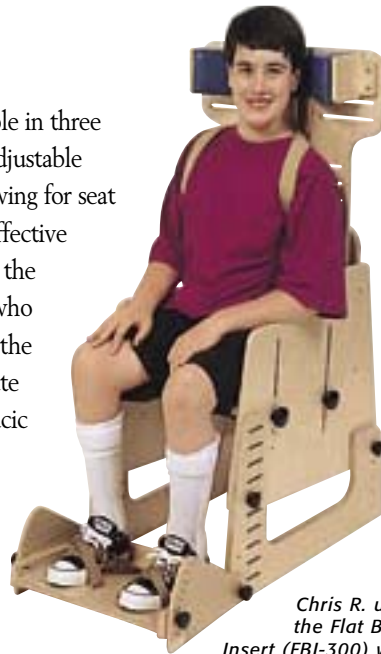


Flat Back Insert

The TherAdapt® Flat Back Insert, available in three sizes, was designed to interface with the Adjustable Positioning Chairs and Bolster Chairs, allowing for seat depth reduction as needed. This Insert is effective at providing thoracic and head support for the mild, moderate, or severely involved user who typically flexes forward at the trunk. With the pelvis properly positioned in the appropriate chair, the Flat Back Insert encourages thoracic extension and normal spinal alignment.

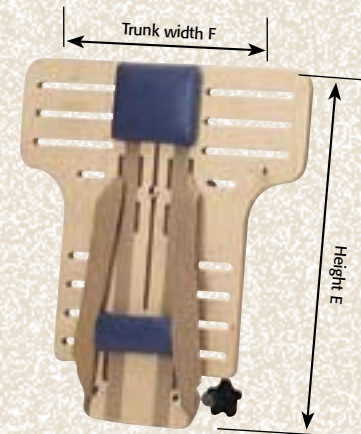
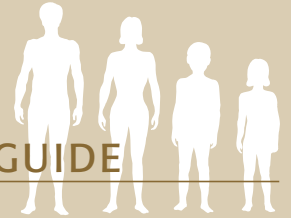
The Insert is both height and depth adjustable. It comes standard with a mounting yoke, backpack-style positioning straps, a posterior head pad, and lumbar pad.



Chris R. uses the Flat Back Insert (FBI-300) with "backpack" straps to encourage trunk extension.

FIT RIGHT GUIDE

See center insert page L



BASE UNIT

Flat Back Insert

FBI-100 – Early Intervention

Height (E): 16" - 24"

FBI-100BK Butterfly Kit

FBI-100LHK Lateral Head Kit

FBI-100TP Thoracic Pads (pair)

Trunk width (F): 5" - 9"

BLP-102 2" high Back Liner Pad

BLP-104 4" high Back Liner Pad

FBI-200 – Preschool/Primary

Height (E): 19" - 29½"

FBI-200BK Butterfly Kit

FBI-200LHK Lateral Head Kit

FBI-200TP Thoracic Pads (pair)

Trunk width (F): 7" - 11"

BLP-202 2" high Back Liner Pad

BLP-204 4" high Back Liner Pad

FBI-300 – Primary/Intermediate

Height (E): 22" - 33½"

FBI-300BK Butterfly Kit

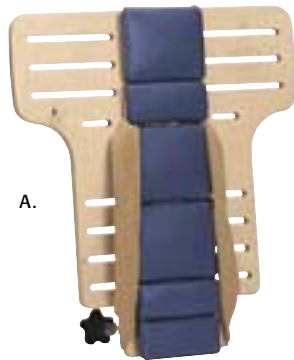
FBI-300LHK Lateral Head Kit

FBI-300TP Thoracic Pads (pair)

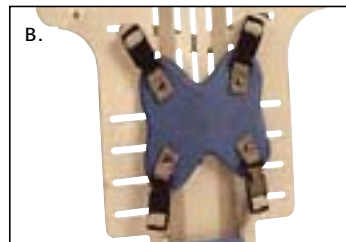
Trunk width (F): 9" - 13"

BLP-303 3" high Back Liner Pad

BLP-305 5" high Back Liner Pad



A.



B.



C.



D1.



D2.

OPTIONS

- A. Back Liner Pads**, which attach with Velcro®, are available in two heights to line the wood down the center of the Insert for comfort and pressure relief over bony prominences. To completely line the back of the Insert, order two additional smaller and two additional larger **Back Liner Pads**.
- B. A Butterfly Kit** is available for use, in place of the standard "backpack" style straps, for anterior chest support.
- C. The Thoracic Pads** are adjustable both vertically and horizontally to provide lateral trunk support. They are tapered for a comfortable, "intimate" fit.
- D. The Lateral Head Kit** provides a cradle with vertical and horizontal adjustability. It comes complete with the mounting supports, a set of flat pads (D1), and a set of wedge-shaped pads (D2) for individual customization.