

# Supine Stander


The TherAdapt® **Supine Stander** was designed to provide the developing child with posterior support and proper alignment while standing and weight bearing. The size, adaptability, and ease of using this stander makes it an ideal choice for the home, school, and therapy centers. It is available in three sizes: Early Intervention, Primary, and Intermediate.

We recommend that the Supine Stander be used by the individual who is either just beginning to stand, has low muscle tone, or who displays extension dominant movement in the trunk and lower extremities. (Note: The alignment of the weight bearing joints is essential for successful positioning in the Supine Stander.)

The Supine Stander has many unique features. The sliding rear support bar has been designed to allow the stander to be adjusted back 5° to 35° from the vertical position easily. It comes with an adjustable angle quick release tray, adjustable thoracic pads with a chest strap, a pelvic strap, and a pair of knee pads with straps and in-line and off-set T-nuts for customized positioning. The footboard extends the full width of the stander to allow users to abduct their lower extremities if medically indicated. The feet are secured with four foot straps complete with curved, side release buckles for ease in use. Once the user has been removed, the stander can easily be moved by tipping it back on the non-swivel casters mounted at the rear (SS-100 & 200) or front (SS-300) of the base. It can also lay flat for easy storage.

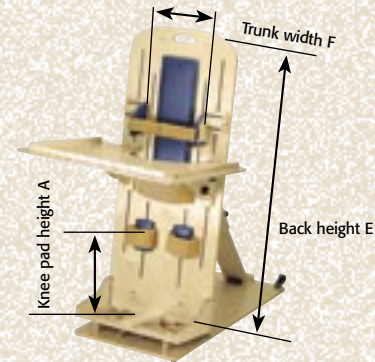


*The Early Intervention Supine Stander, SS-100, is ideal for children as young as 1 year old and just beginning to stand.*



## FIT RIGHT GUIDE

See center insert page L



### Supine Stander

#### EARLY INTERVENTION

##### SS-100 Supine Stander with Tray

Back height (E):	36"
Knee Pad height (A):	4 1/2" - 11 1/2"
Trunk width (F):	5 1/2" - 9 1/2"
Tray dimensions:	24"W x 20"D
Tray cutout:	10"W x 7 1/2" - 10"D
Overall dimensions:	15"W x 29"L

##### SS-100BK Butterfly Kit

##### SS-100H Height Extender

##### SS-100HF Humeral Flexion Pads (pair)

##### SS-100LHK Lateral Head Kit

##### SS-100LP Lateral Pads (pair)

##### SS-100PH Posterior Head Pad

##### SS-100R Rounded Knee Pads (pair)

##### SS-100TP Thoracic/Pelvic Pads (pair)

#### PRIMARY

##### SS-200 Supine Stander with Tray

Back height (E):	48"
Knee Pad height (A):	6 1/2" - 16 1/2"
Trunk width (F):	7" - 12 3/4"
Tray dimensions:	28"W x 24"D
Tray cutout:	12"W x 8 1/2" - 11"D
Overall dimensions:	20"W x 40"L

##### SS-200BK Butterfly Kit

##### SS-200H Height Extender

##### SS-200HF Humeral Flexion Pads (pair)

##### SS-200LHK Lateral Head Kit

##### SS-200LP Lateral Pads (pair)

##### SS-200PH Posterior Head Pad

##### SS-200R Rounded Knee Pads (pair)

##### SS-200TP Thoracic/Pelvic Pads (pair)

#### INTERMEDIATE

##### SS-300 Supine Stander with Tray

Back height (E):	60"
Knee Pad height (A):	11 1/2" - 22 1/2"
Trunk width (F):	8" - 14"
Tray dimensions:	28"W x 26"D
Tray cutout:	15"W x 9 1/2" - 12"D
Overall dimensions:	24"W x 53 1/2"L

##### SS-300BK Butterfly Kit


##### SS-300H Height Extender

##### SS-300LHK Lateral Head Kit

##### SS-300LP Lateral Pads (pair)

##### SS-300PH Posterior Head Pad


##### SS-300TP Thoracic/Pelvic Pads (pair)



The design of the Supine Stander allows it to fold flat for easy storage. Note: The SS-100 may not fold completely flat with some pad configurations.



Note the double knee straps standard on the SS-300. A pair of optional Lateral Pads (SS-300LP) provides lower extremity positioning and symmetry.



**OPTIONS**

- A.** The **Height Extender**, available in all three sizes, adds 10" of height (to the SS-100 & SS-200) or 6" to 10" of height (to the SS-300) and can be used with the Lateral Head Kit.
- B.** The **Lateral Head Kit**, available in all three sizes, comes with a set of flat pads and a set of wedge shaped pads. They are attached with Velcro®-like hook and loop, and can be used in any combination for midline head positioning.
- C.** The **Posterior Head Pad**, available in all three sizes, can be strapped around the back pad for posterior head positioning or additional padding.
- D.** The **Humeral Flexion Pads**, available in the Early Intervention and Primary sizes, mount to the thoracic pad support and block scapular retraction and humeral extension.
- E.** The **Butterfly Kit**, available in all three sizes, is strapped around the back of the back pad and adjusts to any position along the back pad to provide anterior chest support. It features side release buckles for ease of use.
- F.** Additional **Thoracic/Pelvic Pads** are available in all three sizes for lateral trunk and/or hip control. The pad is offset from the mounting bracket; therefore it is ideal for use both above and below the tray support. One pair, complete with strap, comes standard on the unit.
- G.** The **Lateral Pads**, available in all three sizes, come with flat pads that are attached by Velcro®-like hook and loop, and can be used for lateral thigh or knee control. If lateral pelvic control is needed, use the Thoracic/Pelvic Pads. Note the double knee straps provided with the SS-300.
- H.** The **Rounded Knee Pads** with 1" hump, available in the Early Intervention and Primary sizes, are used behind the knee to discourage hyperextension. They come with in-line and off-set T-nuts for customized positioning of the pads.